



42 Apollo Drive, Rosedale, Auckland  
New Zealand 0632  
+64-9 415-7261  
[www.bepmarine.com](http://www.bepmarine.com)

### 80-600-0029-00 Interface Box

The 80-600-0029-00 interface unit converts the point detection of the RV-TSPK and 600-TGSK tank senders to the 0-5VDC range used by the DCSM system monitor. This output can also be used for 0-5V analogue gauges and CZone digital switching systems.

No calibration of the DCSM should be required, however if 100% full isn't achieved when the tank is filled please adjust the "full" voltage tank set point in the tank calibration lower on the DCSM (from 5 volts to approximately 4.7V).

For further information on tank calibration of the DCSM, see the DCSM user manual. Please wire as per over page.

#### **Specifications:**

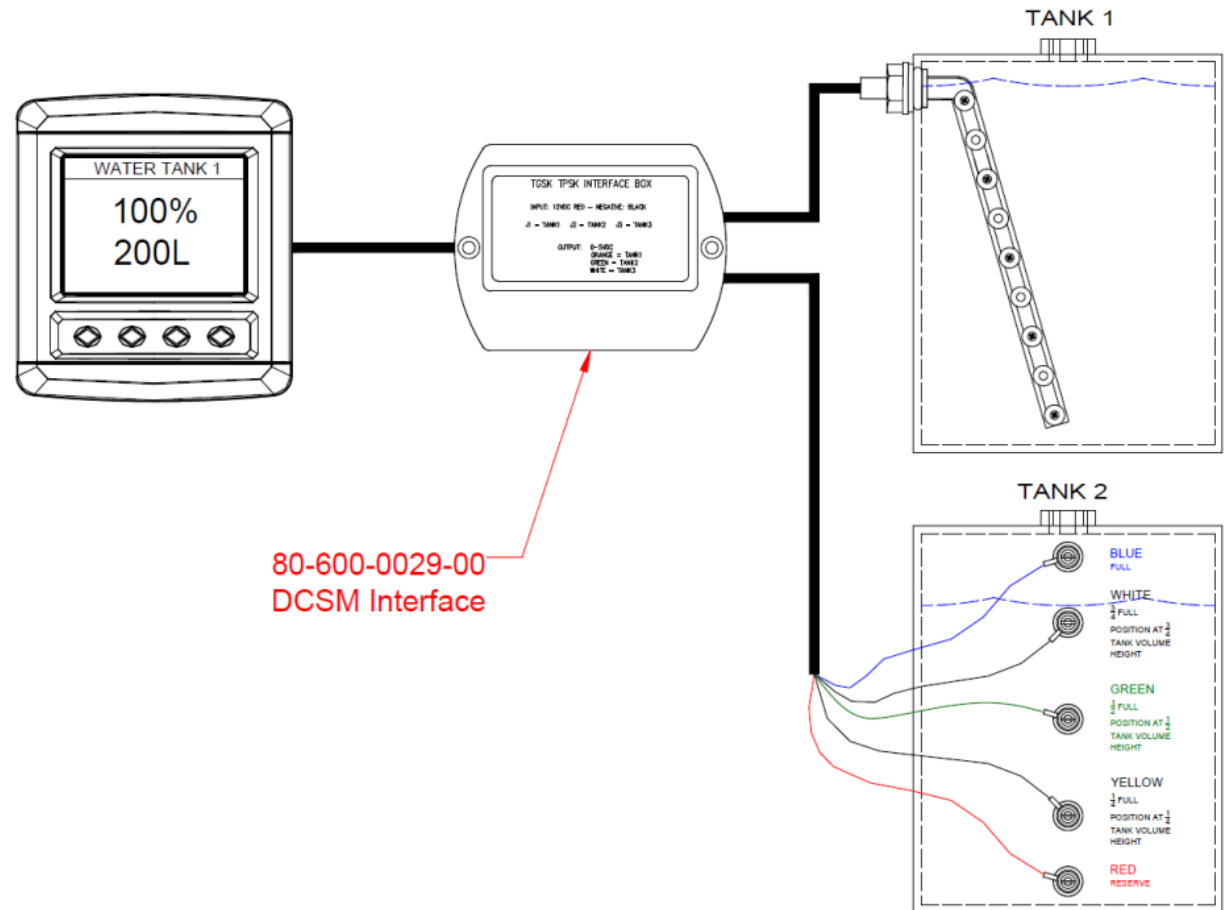
Input Voltage: 11-32 VDC

Power Consumption: 9mA @ 12V (10mA@24V)

Output Voltage: 0V (Empty) to 5V (Full)

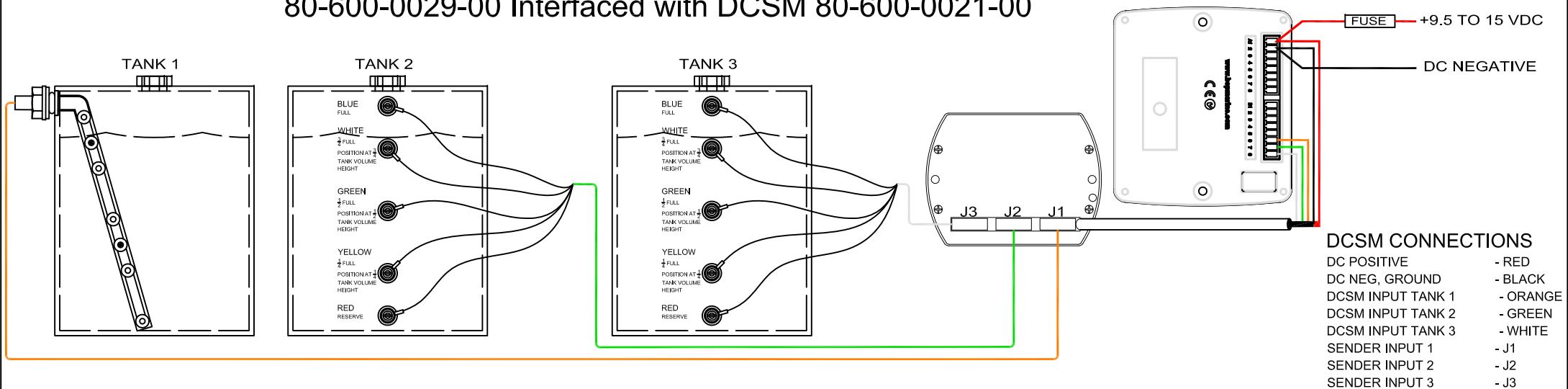
Measurement Frequency: Sender is polled every 2 minutes, value is output for following 2 minutes

Certifications:

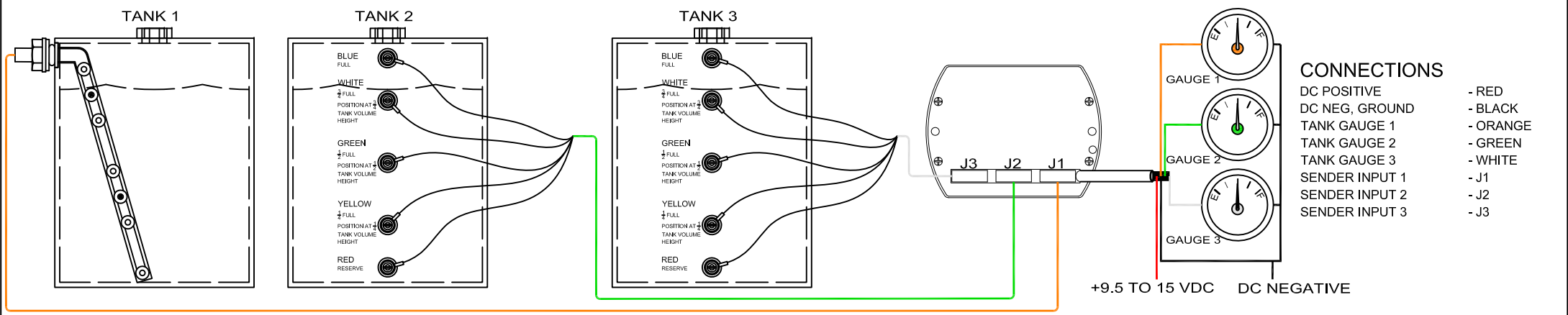


The 80-600-0029-00 interface unit converts the point detection of the RV-TSPK & 600-TGSK into the 0-5VDC range used by the DC systems monitor, DCSM. 80-600-0021-00. Simply follow the wiring instructions, below, to make the electrical connections then set up your screens in the DCSM in accordance with the instruction manual provided with the DCSM.

### 80-600-0029-00 Interfaced with DCSM 80-600-0021-00



### 80-600-0029-00 to Standalone Gauges



DATE	5/7/12	ECD	DATE	DESCRIPTION	DRAWN	APPRVD	ECD	DATE	DESCRIPTION	DRAWN	APPRVD
DRAWN	MARCUS										
DWG No.	INST-80-600-0029-00										
NPF #	#										

TITLE:  
**80-600-0029-00 WIRING INSTRUCTIONS**  
**BEP MARINE**

**BEP**  
 LEADING ELECTRICAL DESIGN  
 BEP MARINE LTD.  
 55 Paul Matthews Road, Albany  
 Auckland 0632 N.Z.  
 PH 09 415 7261 FAX 09 415 9327  
 www.bepmarine.com